









KOLORYSTYKA MEBLI BIUROWYCH

 biały
 U8681 SM

 buk
 D381 SE


 czarny struktura *
 U190 SE




 dąb antyczny *
 D2419 PR

 dąb jasny
 D9103 PR

 dąb królewski *
 D2840 PR

 dąb palermo
 D2609 PR

 dąb sonoma *
 D3025 OW


 drewno retro *
 D4040 MX

 grusza polna *
 D9300 PE

 jabłoń locarno *
 D1972 SE

 klon naturalny
 D375 SE

 klon vancouver
 D440 SE

 metalik *
 D881 PE

 olcha
 D9310 SE

 orzech *
 D722 SE

 orzech caravaggio
 D9164 BS

 orzech ecco *
 D9163 BS

 orzech ciemny
 D9450 PR

 popiel
 U112 PE

 sosna bielona *
 D3168 MX

 wenge magia *
 D2226 BS

kolory oznaczone gwiazdką występują tylko w grubości 18 mm, za grubszy blat 28 mm (18 + doklejka 10 mm) dodatkowa opłata - droższe niż 25 mm.

KOLORYSTYKA STELAŻY




BIAŁY
RAL 9016



ALU
RAL 9006



CZARNY
RAL 9005



CHROMOWANY *
błyszczący

chromowany stelaż za dopłatą 500 zł netto do biurka